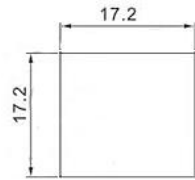
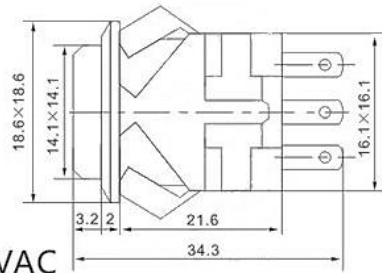
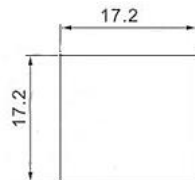
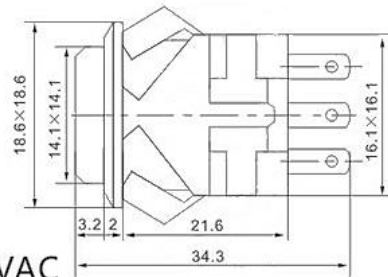
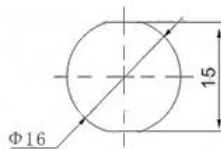


**KD2-21, KD2-22**


KD2-21 ON-ON  
 KD2-22 ON-(ON)  
 3A 250VAC;6A 125VAC


**KD2-23, KD2-24**


KD2-23 ON-ON  
 KD2-24 ON-(ON)  
 3A 250VAC;6A 125VAC


**R16-503AD, R16-503BD**


R16-503AD ON-OFF  
 R16-503BD OFF-(ON)  
 1A 250VAC (With LED)

